

Lesson 2

First class

Topic: Numbers 1 – 10

Aims: To present and practice numbers 6 – 10 and consolidate numbers 1 – 5. By end of the lesson the pupils will have understood: What is it? It's ... and they will have used numbers 1 – 10.

Anticipated problems: The pupils may

- forget names of toys and numbers 1 - 5
- have problems with pronunciation *th* in three
- have problems with the order of numbers

Materials: Pupil's book, Activity book, CD, the box with toys, the finger puppets.

Warm up (5 min.)

The teacher greets the pupils. Then, the teacher checks pupil's homework.

The teacher takes out the toys from the box and asks individual pupils to name them.


Presentation (10 min.)

The teacher puts on finger puppets and wiggles the corresponding fingers counting aloud. Then the teacher counts again, pausing for the pupils to repeat. The teacher holds up finger puppets at random and asks pupils to say a numbers.

Practice (10 min.)

Memory game

The teacher asks the pupils to look at the toys for one minute and close their books. Then the teacher says a number and the pupils name the corresponding toy.



(Dooley, Evans 2007:34)

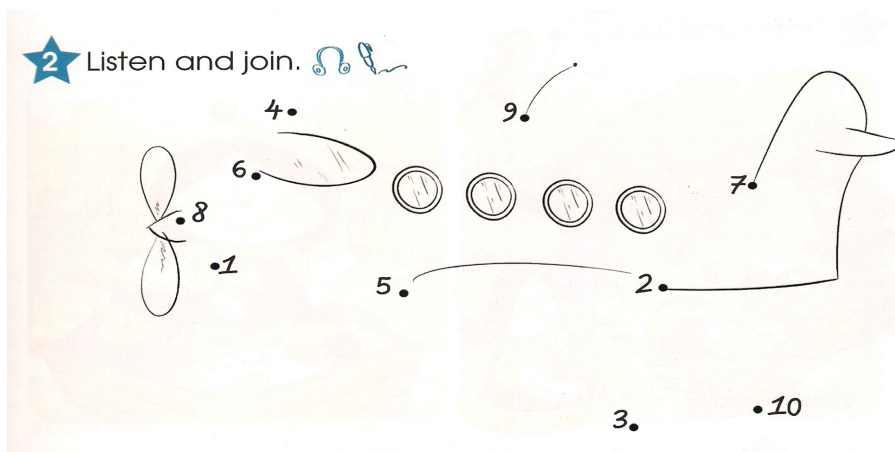
The teacher shows the incomplete picture and asks: What is it? The pupils guess and then join the dots listening to CD.

Tapescript

'One, right, six, four, nine, seven, two, ten, three, five, one.

The teacher asks again: What is it?'

(Dooley, Evans 2007:35)



(Dooley, Evans 2007:35)

Production (15 min.)

The teacher after showing the pupils model of the finger puppets gives the pupils the photocopies with the finger puppets and asks them to cut and colour them. Then the teacher and the pupils put on their finger puppets and wiggle the corresponding fingers listening to the recording. After that the pupils sing and do the actions.

Tapescript

'Count with me, count with me to ten: one, two, three, four, five, six, seven, eight, nine, and ten!'

(Dooley, Evans 2007:35)


The teacher asks the pupils, in pairs, to hold up a finger puppet and say the number.



(Dooley, Evans 2007:35)

Review (5 min.)

The pupils do the exercise from activity book.



(Dooley, Evans 2007:22)

The teacher asks the pupils to do the exercise from activity book for homework.



(Dooley, Evans 2007:23)

Evaluation

To consolidate names of toys and numbers 1 – 5, the teacher reviews them. In the oral task, the teacher checks pronunciation of the English *th* in three and corrects mistakes. In addition, the teacher demonstrates how these sounds are made by showing what should be happening to the lips, tongue and teeth. By the end of the lesson, the pupils should not have problems with the order of numbers.