

Lesson 4

Third class

Topic: Talent Show!

Aims: By the end of the lesson the pupils will have talked about their abilities and disabilities.

Anticipated problems: The pupils may:

- forget vocabulary connected with actions
- have problems with pronunciation and intonation
- have difficulty in using can and can't

Materials: Pupil's book, Activity book, CD, cards with names of actions

Warm up (5 min.)

The teacher greets the pupils and checks their homework.

The teacher asks eight pupils in front and gives them cards with words of actions. The pupils have to mime these actions and other pupils guess showing actions (play the piano, dance, jump, fly, ride a horse, swim, draw)

Presentation (15 min.)

The teacher plays the recording and the pupils listen and repeat. They take roles and read out the dialogue. Then they do the exercise.



(Dooley, Evans 2007:60)

2 Read and match.

1 Mona can	a play the piano.
2 Emma can	b play the guitar.
3 Lee can	c sing.

(Dooley, Evans 2007:60)

The teacher reads through the grammar box and explains to the pupils.

I/You can swim.	I/you can't draw.	Can you draw?
He/She/It can sing.	He/She/It can't fly.	Yes, I can./No, I can't.
I can't = I cannot		

(Dooley, Evans 2007:61)







Practice (10 min.)

The teacher asks pupils to find and stick stickers in the exercise in your activity books.



(Dooley, Evans 2007:131)

1 Find the stickers!

		
1 She can dance.	2 He can jump.	3 She can draw.
		
4 She can fly.	5 She can ride a horse.	6 He can swim.

(Dooley, Evans 2007:52)

The pupils do the exercise from your books and individual pupils read their answers.

3 Look and write.

CAN CAN'T

1  She **can't** play the piano.

2  It sing.

3  He ride a bike.

4  He dance.

5  She swim.

6  It jump.

(Dooley, Evans 2007:61)

Production (10 min.)

The pupils go around the classroom and find pupils who can do the action

4 Find someone who can ...

	name
1 play the piano.	
2 dance.	
3 ride a horse.	
4 swim.	
5 draw.	
6 ride a bike.	


(Dooley, Evans 2007:610)

Same pupils present their work and read sentences about other pupils.

Review (5 min.)

The teacher throws the ball to the pupils at random and they say what they can do and what they can't do.

Finally, the teacher asks the pupils to do the exercise from your activity books for your homework.



(Dooley, Evans 2007:52)

Evaluation

Most pupils remember vocabulary connected with actions. Some pupils have problems with pronunciation and intonation. The teacher should check and correct pupils' pronunciation and intonation during presentation and practice stages. A small number of pupils have difficulty in using can and can't. Therefore, the teacher uses different tapes of activities.

